



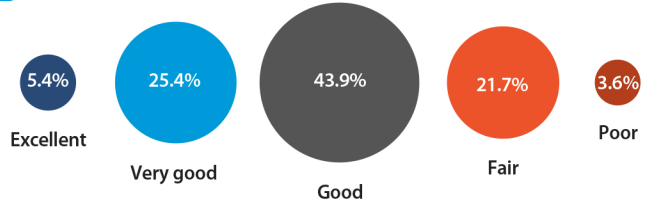
## GENERAL HEALTH

Compared to **RNs (73.3%)**, **APRNs (77.0%)** and **students (80.3%)** had greater odds of excellent, very good, good health; **LPNs (67.6%)** had lower odds.

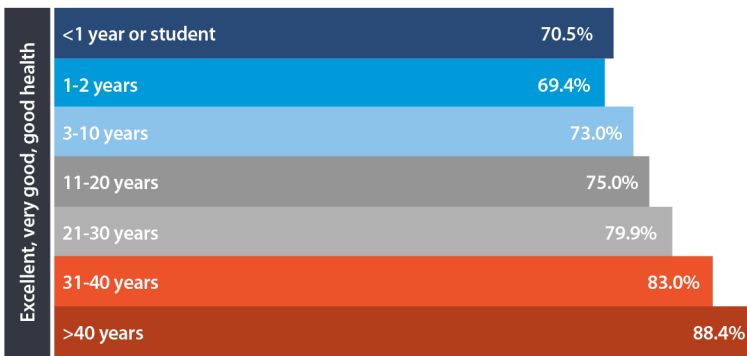
# 74.8%



Reported excellent, very good, or good health



Respondents with **more experience** report better health.



Compared to white nurses, **nurses of color** have **lower odds** of excellent, very good, or good health.

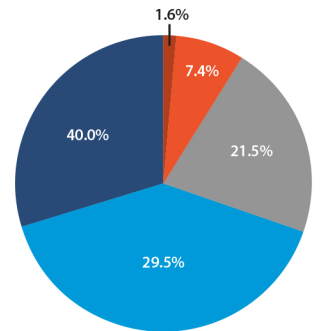
	Excellent, very good, good health
White non-Hispanic	76.8%
Black non-Hispanic	69.6%
Asian Pacific Islander	71.1%
Other	74.2%
Hispanic	68.4%
Multiple races	71.8%

## ALMOST 70% OF RESPONDENTS PRIORITIZE the HEALTH, SAFETY, and WELLNESS of PATIENTS OVER THEIR OWN.



In my current work environment, I put the health, safety, and wellness of my patients above my own.

- strongly disagree
- disagree
- neither
- agree
- strongly agree

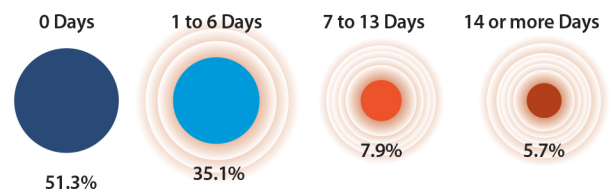


## HEALTHY DAYS (in the past 30)

How many days did **poor physical or mental health** keep you from doing your usual activities?

Number of days	Percent
0	46.3%
1 to 4	30.8%
5 to 9	11.9%
10 to 13	5.3%
14 to 19	2.7%
20 or more	3.1%

How many days did **pain make it hard** for you to do your usual activities?



All estimates are controlled for year, years of experience, nurse licensure, race, and work setting.