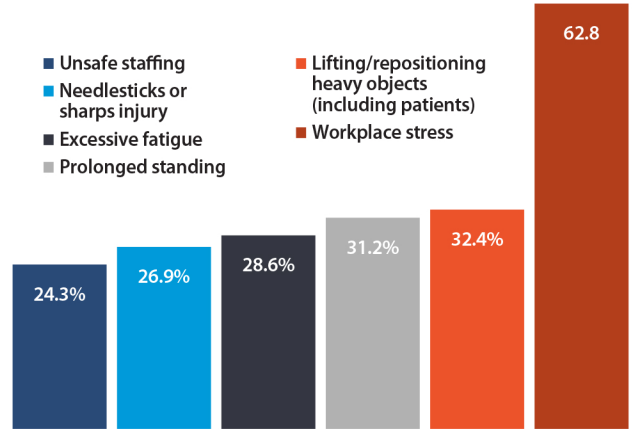




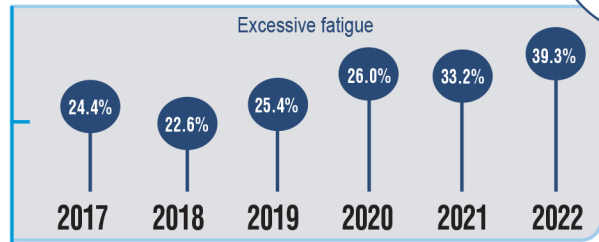
In my CURRENT WORK ENVIRONMENT, MY EMPLOYER VALUES MY HEALTH and SAFETY.



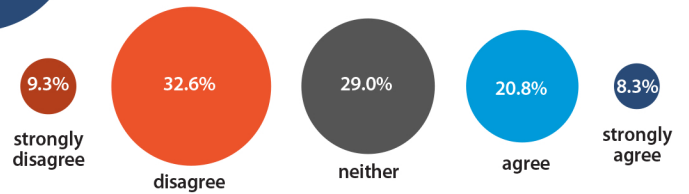
I BELIEVE I'M at SIGNIFICANT RISK for:



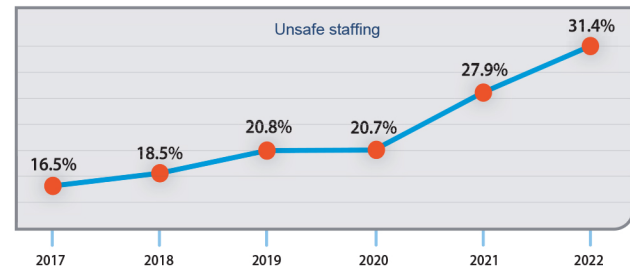
ODDS of EXCESSIVE FATIGUE HAVE INCREASED 16% each year SINCE 2017



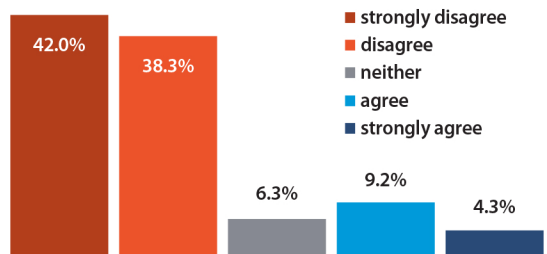
I AM OFTEN ASSIGNED A HIGHER WORKLOAD THAN I AM COMFORTABLE WITH.



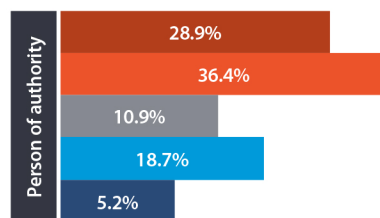
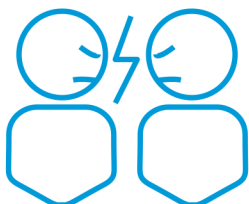
ODDS of UNSAFE STAFFING HAVE INCREASED 18% each year SINCE 2017.



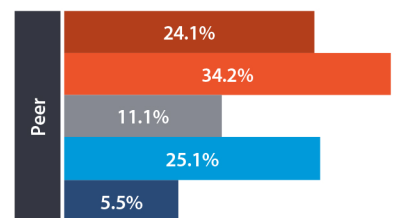
During the past year, I have been assaulted by a patient or family member of a patient.



During the past year, I have experienced verbal or non-verbal aggression from a person of authority or peer.



- strongly disagree
- disagree
- neither
- agree
- strongly agree



All estimates are controlled for year, years of experience, nurse licensure, race, and work setting.